

# Copyright Free Images or Fair-Use Images

(Copyright owners allow image downloads for educational and non-commercial purposes)

## Description of Resources

## Sample Image from Resource

### Resource from Rush (METC)



<http://www.rushu.rush.edu/metc/>



## Internet Resources

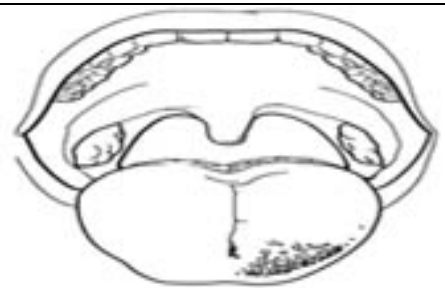
Anatomical Line Drawings by Medscape (Free one-time registration is required.)

<http://www.medscape.com/pages/features/ald/cardio/index-cardio>

Terms of Use:

<http://www.medscape.com/pjsp/public/termsofuse.html> Summary:

Images available for personal and educational use as long as copyright notices from the original materials are intact. Prior written permission required for commercial purposes.



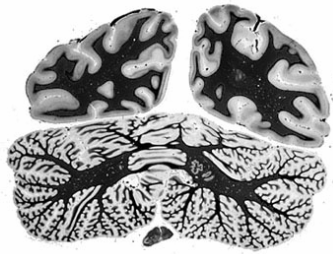
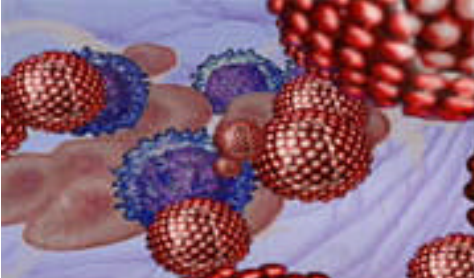
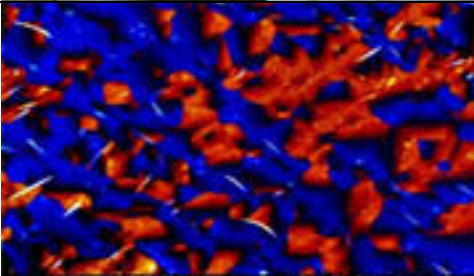

The Atlas of Gastrointestinal Endoscopy




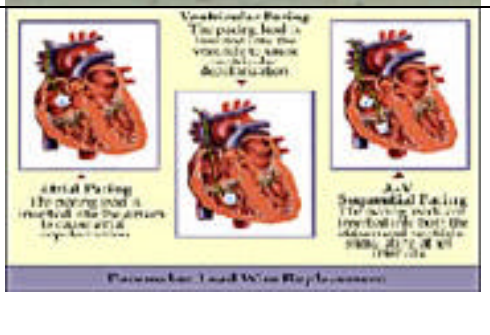
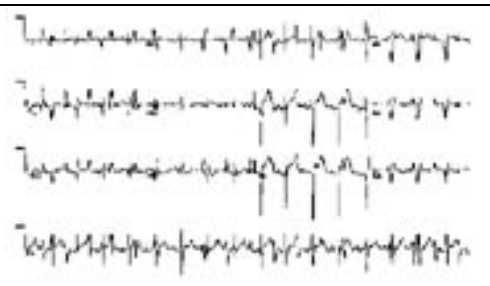
[http://www.endoatlas.com/atlas\\_1.html](http://www.endoatlas.com/atlas_1.html)

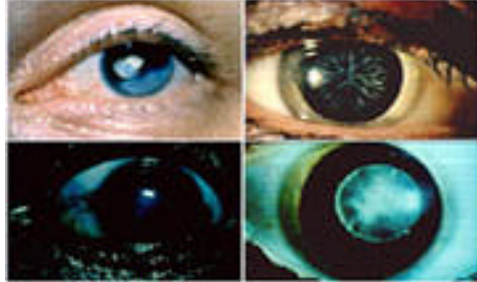

Terms and Conditions: [www.endoatlas.com/legal.html](http://www.endoatlas.com/legal.html)

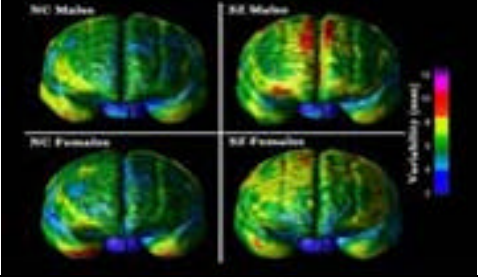
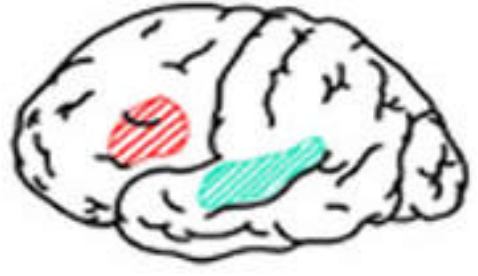
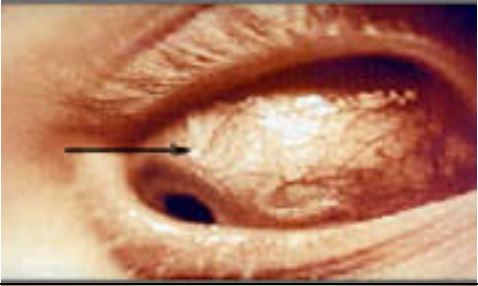

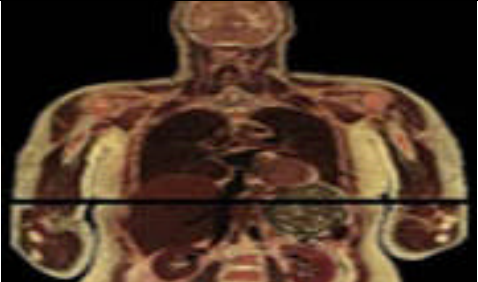
Summary: Images available for personal, noncommercial or for educational purposes as long as all copies bear any copyright, trademark, or other notice posted on the site. Prior written permission required for any commercial use.

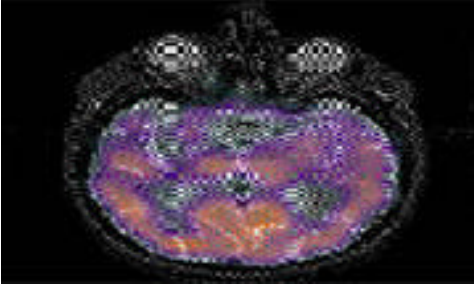

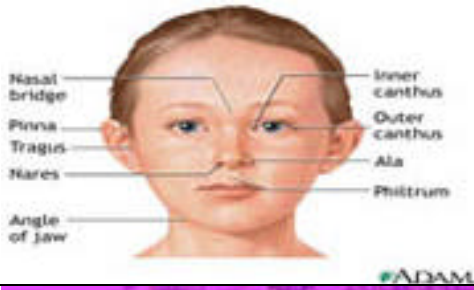

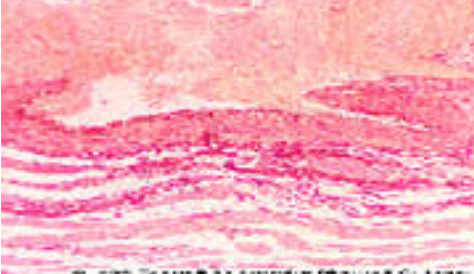


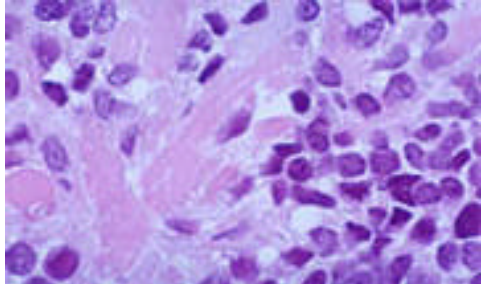

<p>Atlas of the Brain  <a href="http://medstat.med.utah.edu/kw/brain_atlas/">http://medstat.med.utah.edu/kw/brain_atlas/</a>  Fair use information is listed on the main page.  Summary: Images are freely available for non-profit use but it is requested that the original creator of the images be acknowledged.</p>	 <p>AFIP3190 © S. Stensaas and O. E. Millhouse</p>
<p>Boehringer Ingelheim on HIV/AIDS Video &amp; Image Library  <a href="http://www.boehringer-ingelheim.com/hiv/art/art.htm">http://www.boehringer-ingelheim.com/hiv/art/art.htm</a>  Terms of Use: <a href="http://www.boehringer-ingelheim.com/hiv/termsfuse.htm">www.boehringer-ingelheim.com/hiv/termsfuse.htm</a>  Summary: Images available for non-commercial or personal use only as long as the website's copyright notice appears in all copies and no modifications of any documents are made.</p>	
<p>Catalog of Clinical Images  University of California, San Diego  <a href="http://medicine.ucsd.edu/clinicalimg/browse.html">http://medicine.ucsd.edu/clinicalimg/browse.html</a>  Copyright information on the main page.  Summary: Images available for personal and educational purposes. Appropriate credit for the author and the site is requested.</p>	
<p>Cells Alive!  <a href="http://www.cellsalive.com/">http://www.cellsalive.com/</a>  Permission: <a href="http://www.cellsalive.com/permisn.htm">www.cellsalive.com/permisn.htm</a>  Summary: Images available for educational purposes. Use of up to three images on a school website is allowed as long as the site includes a credit and a link to CELLS Alive!</p>	 <p>© James A. Sullivan www.cellsalive.com</p>
<p>Dermatology Image Atlas  <a href="http://www.dermatlas.com/derm/">http://www.dermatlas.com/derm/</a>  Click "Disclaimer" link to see the copyright information.  Summary: Images available for personal use as long as the images remain unedited and unmodified. Modification allowed only for teaching purposes. Copyright notices and the accompanying disclaimers need to remain attached and credit should be given to the Dermatlas (i.e. © Dermatlas; <a href="http://www.DermAtlas.org">http://www.DermAtlas.org</a>).</p>	

<p>Atlas of Dermatology  <a href="http://www.dermis.net/dojoa/mainmenu.asp?zuger=d&amp;lang=e">http://www.dermis.net/dojoa/mainmenu.asp?zuger=d&amp;lang=e</a>          Copyright information:  <a href="http://www.dermis.net/dojoa/include.asp?zuger=d&amp;lang=e&amp;file=copyright">www.dermis.net/dojoa/include.asp?zuger=d&amp;lang=e&amp;file=copyright</a>          Summary: Images available for non-commercial and educational purposes. No prior approval is necessary but acknowledgement of the image source (Dermatology Image Atlas) is requested.</p>	
<p>Interactive Atlases Digital Anatomist Project          University of Washington  <a href="http://www9.biostr.washington.edu/da.html">http://www9.biostr.washington.edu/da.html</a>          Copyright information:  <a href="http://www9.biostr.washington.edu/DA/copyright.html">www9.biostr.washington.edu/DA/copyright.html</a>          Summary: Images available for non-commercial use, as long as the copyright notice remains.</p>	
<p>Parasite Image Library  <a href="http://www.dpd.cdc.gov/dpdx/HTML/Image_Library.htm">http://www.dpd.cdc.gov/dpdx/HTML/Image_Library.htm</a>          Public domain.</p>	
<p>ECG Learning Center in Cyberspace          University of Utah School of Medicine  <a href="http://medstat.med.utah.edu/kw/ecg/index.html">http://medstat.med.utah.edu/kw/ecg/index.html</a>          Click "Image Index" link.          Creative Commons License information available from the main page.          Summary: Images available for non-commercial purposes as long as credit is given to the original author and the work is not altered, transformed, or built upon.</p>	
<p>ECG Library  <a href="http://www.ecglibrary.com/ecghome.html">http://www.ecglibrary.com/ecghome.html</a>          Copyright information listed at the bottom of the main page.          Summary: Images may be used for any non-commercial purpose as long as their source is acknowledged.</p>	

<p>OsteoInteractive  Sponsored by the Spencer S. Eccles Health Sciences Library,  University of Utah Health Sciences Center  <a href="http://medstat.med.utah.edu/kw/osteo/index2.html">http://medstat.med.utah.edu/kw/osteo/index2.html</a>  Creative Commons License information link available from the  main page.  Summary: Images available for non-commercial purposes as long  as credit is given to the original author and the work is not altered,  transformed, or built upon.</p>	
<p>HONMedia  By Health On the Net Foundation  <a href="http://www.hon.ch/Media/anatomy.html">http://www.hon.ch/Media/anatomy.html</a>  Copyright information: <a href="http://www.hon.ch/Global/copyright.html">http://www.hon.ch/Global/copyright.html</a>  Summary: Images can be used or distributed as long as the  copyright notice remains intact and a link to the web site is  provided.</p>	
<p>TDR Image Library  By World Health Organization Program for Research and Training  in Tropical Diseases  <a href="http://www.who.int/tdr/media/image.html">http://www.who.int/tdr/media/image.html</a>  Copyright information listed on the main page  Summary: Images available for non-commercial purposes. They  can not be used in connection with the promotion of any specific  company or product.</p>	
<p>Images from the History of Medicine  National Library of Medicine  <a href="http://www.nlm.nih.gov/">http://www.nlm.nih.gov/</a>  Copyright information: <a href="http://www.nlm.nih.gov/">http://www.nlm.nih.gov/</a>  Summary: Public domain. Inclusion of the credit line “Courtesy  of the National Library of Medicine” requested.</p>	
<p>HistoWeb  By University of Kansas Medical Center  <a href="http://www.kumc.edu/instruction/medicine/anatomy/histoweb/">http://www.kumc.edu/instruction/medicine/anatomy/histoweb/</a>  Copyright information:  <a href="http://www.kumc.edu/instruction/medicine/anatomy/histoweb/comments.htm">http://www.kumc.edu/instruction/medicine/anatomy/histoweb/com  ments.htm</a>  Summary: Allows the use of the images in non-profit and  educational applications.</p>	

<p>LONI Laboratory of Neuro Imaging, UCLA  <a href="http://www.loni.ucla.edu/">http://www.loni.ucla.edu/</a> Click on “Browse the LONI Image Database” link. A One-time, free registration is required. Terms of Use: <a href="http://www.loni.ucla.edu/Common/TermsOfUse.html">http://www.loni.ucla.edu/Common/TermsOfUse.html</a>          Summary: Images available for personal, non-commercial use as long as no modification is made, the copyright owner is notified of their use and appropriate credit is given.</p>	
<p>NeuroLogic Exam          University of Utah School of Medicine  <a href="http://medstat.med.utah.edu/neurologicexam/home_exam.html">http://medstat.med.utah.edu/neurologicexam/home_exam.html</a>          Copyright information:  <a href="http://medstat.med.utah.edu/neurologicexam/html/copyright.html">http://medstat.med.utah.edu/neurologicexam/html/copyright.html</a>          Summary: Images available for personal, non-commercial, or educational use. Acknowledgement of the original source is requested.</p>	
<p>Parasites and Parasitological Resources          Ohio State University College of Biological Sciences  <a href="http://www.biosci.ohio-state.edu/~parasite/home.html">http://www.biosci.ohio-state.edu/~parasite/home.html</a>          Copyright information: <a href="http://www.biosci.ohio-state.edu/~parasite/copyright.html">http://www.biosci.ohio-state.edu/~parasite/copyright.html</a>          Summary: Images available for educational purposes.</p>	
<p>PEIR (Pathology Education Instructional Resources) Digital Library          University of Alabama, Department of Pathology  <a href="http://peir2.path.uab.edu/pdl/dbra.cgi?uid=default&amp;view_search=1">http://peir2.path.uab.edu/pdl/dbra.cgi?uid=default&amp;view_search=1</a>          Copyright information available through the link at the bottom of the main page.          Summary: Images available for non-profit, non-commercial, non-political, educational uses as long as the user includes the notice, "© Copyright UAB and the UAB Research Foundation, 1999-2000. All rights reserved."</p>	
<p>The Visible Human Project          National Library of Medicine  <a href="http://www.nlm.nih.gov/research/visible/applications.html">http://www.nlm.nih.gov/research/visible/applications.html</a>          Public domain.</p>	

<p>The Whole Brain Atlas Harvard Medical School <a href="http://www.med.harvard.edu/AANLIB/">http://www.med.harvard.edu/AANLIB/</a> Copyright information: <a href="http://www.med.harvard.edu/AANLIB/cprt.html">http://www.med.harvard.edu/AANLIB/cprt.html</a> Summary: Images available for non-commercial, personal and educational purposes, provided that proper attribution and context are given.</p>	
<p>Dream Anatomy National Library of Medicine <a href="http://www.nlm.nih.gov/exhibition/dreamanatomy/index.html">http://www.nlm.nih.gov/exhibition/dreamanatomy/index.html</a> Public domain.</p>	
<p>MedlinePlus Medical Encyclopedia National Library of Medicine <a href="http://www.nlm.nih.gov/medlineplus/encyclopedia.html">http://www.nlm.nih.gov/medlineplus/encyclopedia.html</a> Public domain.</p>	
<p>National Cancer Institute Visuals Online <a href="http://visualsonline.cancer.gov/">http://visualsonline.cancer.gov/</a> Terms of Use: <a href="http://visualsonline.cancer.gov/about.cfm">http://visualsonline.cancer.gov/about.cfm</a> Summary: Public domain. If an image is used, credit should be given to the listed source and/or author.</p>	
<p>Pathology Image Collection Cornell University Medical College <a href="http://edcenter.med.cornell.edu/Courseware/Pathology_Image_Collection.html">http://edcenter.med.cornell.edu/Courseware/Pathology_Image_Collection.html</a> Copyright information on the main page. Summary: Images available for educational use only.</p>	

<p>Tumoboard.com <a href="http://www.tumorboard.com/">http://www.tumorboard.com/</a> Copyright information appears when you point to “About” link— “the world’s largest source of copyright-free digital pathology images”</p>	
<p>CDC Public Health Image Library <a href="http://phil.cdc.gov/phil/default.asp">http://phil.cdc.gov/phil/default.asp</a> Public domain.</p>	

## Meta Directory of Images

### Hardin.MD

Hardin Library for Health Sciences, University of Iowa

<http://www.lib.uiowa.edu/hardin/md/>

### Medical and Health Related Images

Helen L. DeRoy Medical Library, Providence Hospital

[http://www.providence-hospital.org/library/medical\\_images.htm](http://www.providence-hospital.org/library/medical_images.htm)

### Medical Graphics and Illustrations

Watson W. Wise Medical Research Library, University of Texas Health Center at Tyler

<http://library.uthct.edu/images.htm>

### Medical Image Databases on the Internet

University of Texas Health Sciences Center at San Antonio

<http://www.library.uthscsa.edu/internet/imagetdatabases.cfm>

### Medical Images on the Web

McGoogan Library of Medicine, University of Nebraska Medical Center

<http://www.unmc.edu/library/reference/medimage.html>

### Medical Images

Duke University Medical Center Library

<http://www.mclibrary.duke.edu/respub/refres/images.html>

### Medical Images & Illustrations

Karolinska Institutet University Library

<http://www.mic.ki.se/MEDIMAGES.html>

### Sources for Medical Images

Dykes Library, University of Kansas Medical Center

<http://library.kumc.edu/reference/medimages.htm>

## Image Search Engines

### AlltheWeb Picture Search

[http://multimedia.alltheweb.com/?cat=img&cs=utf8&q=&rys=0&sb\\_lang=pref](http://multimedia.alltheweb.com/?cat=img&cs=utf8&q=&rys=0&sb_lang=pref)

Simple and advanced search options. It supports Boolean and phrases. Can limit a search by file format, image type and background. Offers filter for adult material. Supports search within results (next to the search box on the bottom of the screen)

### Altavista Image Search <http://www.altavista.com/image/default>

Offers an advanced search option which supports Boolean and phrases. Basic limitation by format, color, sources and image size available. Can filter out adult material.

### Ditto <http://www.ditto.com/>

Offers only a simple search option. No filtering for adult materials.

### Google Image Search <http://images.google.com/>

Offers simple and advanced search options. Supports Boolean and phrase searching. Can limit by size, file type, color or Web domain, and filter for adult material in different levels of strictness. Can search within results.

### Lycos Multimedia Search <http://multimedia.lycos.com/>

Simple search option only, but does respond to Boolean and phrase. Can filter out adult material.

### Picsearch <http://www.picsearch.com/>

It automatically excludes adult materials. Can limit by color and picture size. It supports Boolean and phrase search.